



CREMA  
MARFIL



# CREMA MARFIL

*Marble look*

- Super White Body
- Silktec® Finish
- Natural Matt Finish

*Silktec*®  
Luxury Porcelain





**IVORY**  
SILKTEC®  
600×1200mm



**BIANCO**



**IVORY**





**SILKTEC® FINISH**  
**MATT P3 FINISH**

600×1200mm  
600×600mm  
600×300mm  
300×300mm

**BIANCO**



**BIANCO**  
**MATT**  
600×600mm



*Silktec*<sup>®</sup>  
*Luxury Porcelain*



## BIANCO

The Silktec<sup>®</sup> finish is a luxury porcelain tile, with 3D shaped technology, that has a natural marble look with a smooth, silky, honed finish.



**BIANCO**  
SILKTEC<sup>®</sup>  
600×1200mm





**BIANCO**  
SILKTEC®  
300×300mm



ACCESSORIES



**BIANCO**  
SILKTEC® FEATURE TILE  
3D CONCAVE  
600×1200mm



**BIANCO**



**BIANCO**  
SILKTEC® FEATURE TILE  
3D CONCAVE  
600×1200mm





**BIANCO**

SILKTEC® FEATURE TILE  
3D CONCAVE  
600×1200mm





SILKTEC® FINISH  
MATT P3 FINISH

600×1200mm  
600×600mm  
600×300mm  
300×300mm

IVORY



IVORY  
MATT  
600×1200mm





**IVORY**  
MATT  
600×600mm



*Silktec®*  
*Luxury Porcelain*



## IVORY

The Silktec® finish is a luxury porcelain tile, with 3D shaped technology, that has a natural marble look with a smooth, silky, honed finish.



**IVORY**  
SILKTEC®  
300×600mm





**IVORY**  
SILKTEC®  
600×1200mm



ACCESSORIES



**IVORY**  
SILKTEC® FEATURE TILE  
3D CONCAVE  
600×1200mm



**IVORY**



**IVORY**  
SILKTEC® FEATURE TILE  
3D CONCAVE  
600×1200Wmm



## DESIGN FACES

Please note: Tile patterns are random and may not represent exactly as shown in the photo.

BIANCO | 600x1200mm 18 FACES

BIANCO | 600×600mm 36 FACES

## SURFACE / APPLICATION / PRODUCT SUMMARY


**FLOOR TILES**

## 02 FINISHES



300×300mm

SILKTEC®	✓	✓	✓	✓
MATT P3	✓	✓	✓	✓
FEATURE TILE 3D CONCAVE	✓			





SUPER WHITE BODY

BIANCO



SILKTEC®  
600×1200mm



SUPER WHITE BODY

IVORY



SILKTEC®  
600×1200mm





**BIANCO**  
MATT  
600×1200mm




























**IVORY**  
SILKTEC®  
600×600mm



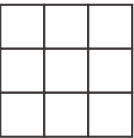
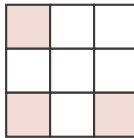


TECHNICAL SPECIFICATION

TECHNICAL FEATURES	STANDARD PRESCRIBED VALUES	MANUFACTURER'S VALUES (600×600mm)	MANUFACTURER'S VALUES (600×1200mm)
<b>TECHNICAL SPECIFICATION</b>			
 Length and width	±0.6% max .	-0.03-0.03% max .	-0.03-0.03% max .
 Thickness	±5% max .	9.0-9.5% max .	10.0-10.5% max .
 Orthogonnality	±0.5% max .	-0.06-0.07% max .	-0.06-0.07% max .
 Straightness of sides	±0.5% max .	-0.06-0.07% max .	-0.02-0.03% max .
 Surfaces flatness	±0.5% max .	-0.05-0.07% max .	-0.09-0.11% max .
 V rating	V2	V2	V2
<b>PHYSICAL PROPRETIES</b>			
 Water absorption	≤ 0.1%	≤ 0.1%	≤ 0.1%
 Breaking strength	≥1300N	2265N	4031N
 Bending resistance	≥35N/mm²	38N/mm²	40N/mm²
 Resistance to deep abrasion	≤175mm³	Class 4	Class 4
 Temperature shock resistance	No visible crack	No visible crack	Durable
 Resistance to frost	No visible crack	No visible crack	No visible crack
 Non-slip	N/A	N/A	N/A
 Colour resistance to light	no colour changes	no colour changes	no colour changes
<b>CHEMICAL PROPERTIES</b>			
 Chemical resistance	no visible changes when subjected to chemicals	Durable	Durable
 Resistance to staining	≥ 3	Class 5	Class 5





SURFACE / APPLICATION / PRODUCT SUMMARY

 <b>V2</b> TEXTURE RATING	 MIN.LAYING GAP 1.5mm	 RECTIFIED	 WALL TILES
 FLOOR TILES	 <b>02</b> COLOURS	 <b>02</b> SURFACES	

V RATING

				
V1	✓ V2	V3	V4	V1 =Uniform Appearance V2=Slight Variation V3=Moderate Variation V4=Substantial Variation

PACKING DETAILS

SIZE	SURFACE		PCS/CTN	m²/CTN	KG/CTN
	MATT P3	SILKTEC®			
600x1200mm	✓	✓	2	1.44	33
600x600mm	✓	✓	4	1.44	32
300x600mm	✓	✓	8	1.44	32
300x300mm	✓	✓	11	0.99	22